



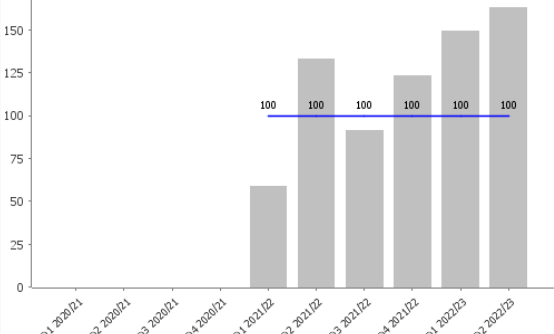



## Appendix B

### Scrutiny Committee – Housing & Health Portfolio performance report

Key:


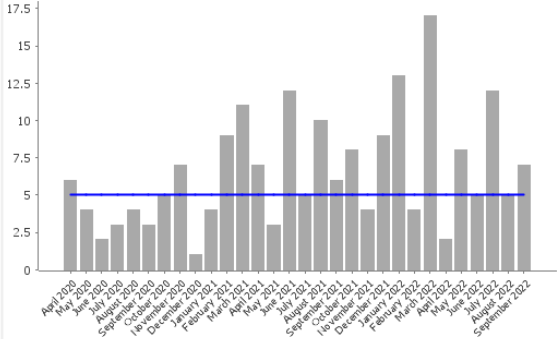


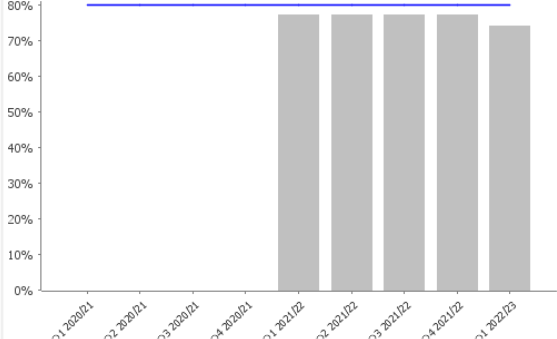

Status	Colour	Details
	Green	At or above target
	Amber	Less than 10% below target
	Red	10% or more below target


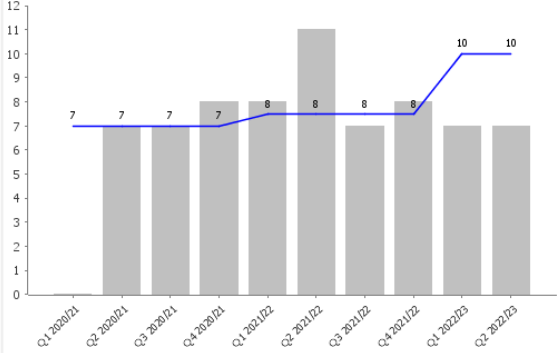


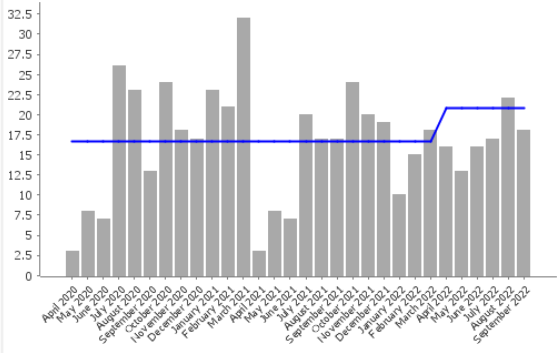

Code	Short Name	Current Value	Current Target	Current Status	Performance Chart	Year to date 2022/23 Value	Year to date 2022/23 Target	Year to date 2022/23 Status	Latest Note
LPI_CD H 04	Number of referrals to the One You Kent Service (SDC area)	163	100			312	200		

Code	Short Name	Current Value	Current Target	Current Status	Performance Chart	Year to date 2022/23 Value	Year to date 2022/23 Target	Year to date 2022/23 Status	Latest Note
LPI_CD H 05	Number of individuals completing the One You initial appointment	94	75	✔		175	150	✔	
LPI_CD H 06	Percentage of participants of tier 2 weight management that have lost weight at the end of their active intervention	94%	75%	✔		94%	75%	✔	

Code	Short Name	Current Value	Current Target	Current Status	Performance Chart	Year to date 2022/23 Value	Year to date 2022/23 Target	Year to date 2022/23 Status	Latest Note
LPI_CD H 07	Percentage of clients that have completed an end of intervention satisfaction service and recorded as at least "satisfied" with the 1:1 lifestyle support and weight loss services they may have received.	92%	90%	✔	<p>The chart displays quarterly data from Q1 2020/21 to Q2 2022/23. The y-axis represents the percentage of clients, ranging from 0% to 90%. A blue line indicates the target at 90%. The current value of 92% is shown as a bar in Q2 2022/23, exceeding the target.</p>	92%	90%	✔	
LPI_HS A 02	Number of households where a positive outcome has been achieved (homeless prevented or secures alternative accommodation)	34	15	✔	<p>The chart displays monthly data from April 2020 to September 2022. The y-axis represents the number of households, ranging from 0 to 55. A blue line indicates the target at 15. The current value of 34 is shown as a bar in September 2022, significantly exceeding the target.</p>	243	90	✔	

Code	Short Name	Current Value	Current Target	Current Status	Performance Chart	Year to date 2022/23 Value	Year to date 2022/23 Target	Year to date 2022/23 Status	Latest Note
LPI_HS A 03	Number of households in all types of emergency & temporary accommodation	101	130	✔		101	130	✔	
LPI_HS A 04	Number of households in B & B	2	5	✔		2	5	✔	

Code	Short Name	Current Value	Current Target	Current Status	Performance Chart	Year to date 2022/23 Value	Year to date 2022/23 Target	Year to date 2022/23 Status	Latest Note
LPI_PS H 02	Number of Disabled Facilities Grants completed	7	5			39	30		
LPI_CD H 01	Percentage of Health Action Plan on target	74%	80%			74%	80%		

Code	Short Name	Current Value	Current Target	Current Status	Performance Chart	Year to date 2022/23 Value	Year to date 2022/23 Target	Year to date 2022/23 Status	Latest Note
LPI_HS P 01	Number of customers housed in PSL property	7	10			14	20		<p>A key issue for the District is the lack of affordable rented accommodation due to the increase in private rental prices, the shortage of properties and the increased demands on the sector.</p> <p>Colleagues continue to encourage local landlords to bring forward additional properties that can be let to those requiring housing. Support and funding to landlords remains available through the Council's Help to Let scheme.</p>
LPI_HS R 01	Total number housed through Sevenoaks District Housing Register nomination	18	20.83			102	125		<p>Demand for social housing remains high in the District. The number of available nominations depends on the availability of accommodation from our Registered Provider partners. (WKHA/Moat/Orbit)</p> <p>The Council is in the process of implementing its new housing allocations policy and will assume responsibility for administering allocations to seek to home more people through the housing register process.</p>